GOOGLE AI ULTRA CREATIVE STUDIO SERIES • LATE 2026 EDITION (V1.1)

Mastering Google AI Studio

The complete visual handbook to Google's fastest Gemini workbench—mastering 1M-token video & PDF analysis, Stream Realtime screen sharing, vibe-coding web apps, Structured JSON, and Cloud Run deployment.

- 1M+ Token Multimodal Playground
- Stream Realtime (Voice + Screen Share)
- Build Mode Vibe-Coding & Cloud Run
- Google Search & URL Context
- Visual JSON Schema Builder
- Multi-Speaker TTS, Nano Banana & Veo



Zero Code Required to Start

Drop in 1-hour videos, 500-page PDFs, or share your live screen to solve complex work right in your browser.

Full Dial & Tool Control

Unlock System Instructions, Thinking levels, Compare Mode, Python Code Execution, and guaranteed JSON output.

Idea to Live App in Minutes

Describe an app in plain English inside Build mode, publish to a custom URL, or export clean Gemini SDK code.

What Is Google AI Studio (And Why Non-Coders Love It Too)

Think of consumer Gemini (`gemini.google.com`) like an automatic family sedan, and **Google AI Studio** (`aistudio.google.com`) as the open cockpit with every pro dial unlocked. Originally built for developers, it has quietly become the secret weapon of researchers, creators, analysts, and first-time app builders.

Quick Navigation

1. The 4 Pillars of AI Studio p. 2
2. Models, Privacy Tiers & Dials p. 3
3. Workspace UI Tour (Annotated Map) p. 4
4. 1M+ Token Video & PDF Mastery p. 5
5. System Instructions & Live Tools p. 6
6. Stream Realtime & Build Apps p. 7
7. Structured JSON & Podcast Audio p. 8
8. 5 High-Impact Daily Workflows p. 9
9. API Keys, SDKs & Antigravity IDE p. 10
10. Google AI Ultra Ecosystem Map p. 11
11. Troubleshooting & Pre-Flight Sheet p. 12
Quick Launch: `aistudio.google.com` Web

Architecture: The Four Core Modes Inside `aistudio.google.com`

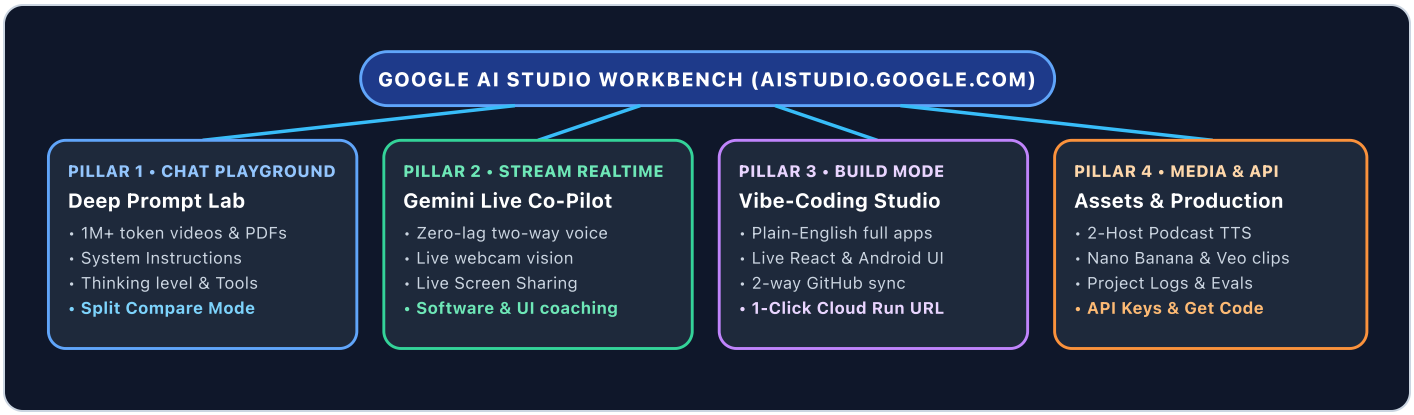

Why Switch from Regular Gemini Chat to Google AI Studio?

In regular chat apps, hidden guardrails summarize long files behind your back and blend past conversations together. In **Google AI Studio**, every session starts 100% clean, shows your exact **Token Count** in real time, lets you pin permanent **System Instructions**, and lets you delete or edit any message in the conversation history before continuing!

Picking the Right Model, Privacy Tier & Run Dials

Before uploading your first file, take sixty seconds to learn two essentials: which Gemini engine fits your task, and the critical data-privacy boundary between AI Studio's **Free Tier** and **Paid Billing Tier**.

2026 Gemini Model Lineup Inside AI Studio

Model Family / Code	Context / Speed	When to Select It
Frontier / Pro Reasoning `gemini-4-carbon` · `gemini-4-argon`	**1M Tokens** Deepest Logic	Hard multi-file coding, complex financial/legal reasoning, architecture audits, scientific proofs, and nuanced synthesis across massive documents.
Balanced Daily Workhorse `gemini-4-hydrogen`	**1M Unified** Fast & Agentic	**Best everyday default!** Supersedes `3.8-flash` with 1-hour video Q&A, `xhigh` thinking, long decode, structured JSON, and Build apps.
Ultra-Fast / High-Volume `gemini-3.5-flash-lite`	**1M Tokens** Lowest Cost	Classifying thousands of rows, instant translation, lightweight autocomplete, and high-frequency API pipelines at pennies per million tokens.
Live, Media & Decisions `3.8-live` · `3.8-flash-tts` · `nano-banana-2.1`	**Realtime / Native** Audio, Image, Video	Two-way streaming (`Stream`), Voice Design TTS, Nano Banana 2.1 images, `gemini-omni-1.2-flash` video, and `gemini-decision-1` scoring.

CRITICAL PRIVACY RULE: Free Tier vs. Paid Billing Tier

- **Unpaid / Free Tier:** Great for learning and public experiments, *but prompts and uploads may be reviewed by human annotators and used to train Google models* (outside EEA, UK, and Switzerland). **Never paste client secrets, private code, or PII on the Free Tier!**
- **Paid Billing Tier (Pay-As-You-Go):** Linking a Google Cloud Billing account switches your project to **strictly private enterprise data handling—zero data is ever used to train Google models**—while unlocking frontier models and 1,000+ RPM rate limits.

Mastering the 4 Right-Sidebar Run Settings

1 Thinking Level

Controls reasoning depth before answering. Pick `low` for fast chat, `medium` for analysis, `high` (Hydrogen default) for hard bugs, and `xhigh` on Hydrogen (`minimal` is Flash-Lite only).

2 Sampling & Determinism

Gemini 4 models (`hydrogen` , `argon` , `carbon`) and `3.5-flash-lite` deprecate `temperature` , `top_p` , and `top_k` . Use **Structured outputs** and **System Instructions** for deterministic results.

3 Live Token Counter

Displays exact usage (e.g., `142,810 / 1,048,576 tokens`) before you even hit Run—so you always know how much memory and API spend a giant PDF or video consumes.

4 Safety & Output Limits

Adjust safety filter thresholds for legitimate security or fiction testing, and raise `Max output tokens` (up to 64K+) so long reports never cut off mid-sentence.

The Google AI Studio Workspace: Annotated Tour

Everything in AI Studio lives inside a clean three-column layout: **Modes** on the left, your **Conversation & System Instructions** in the center, and **Model & Tool Dials** on the right.

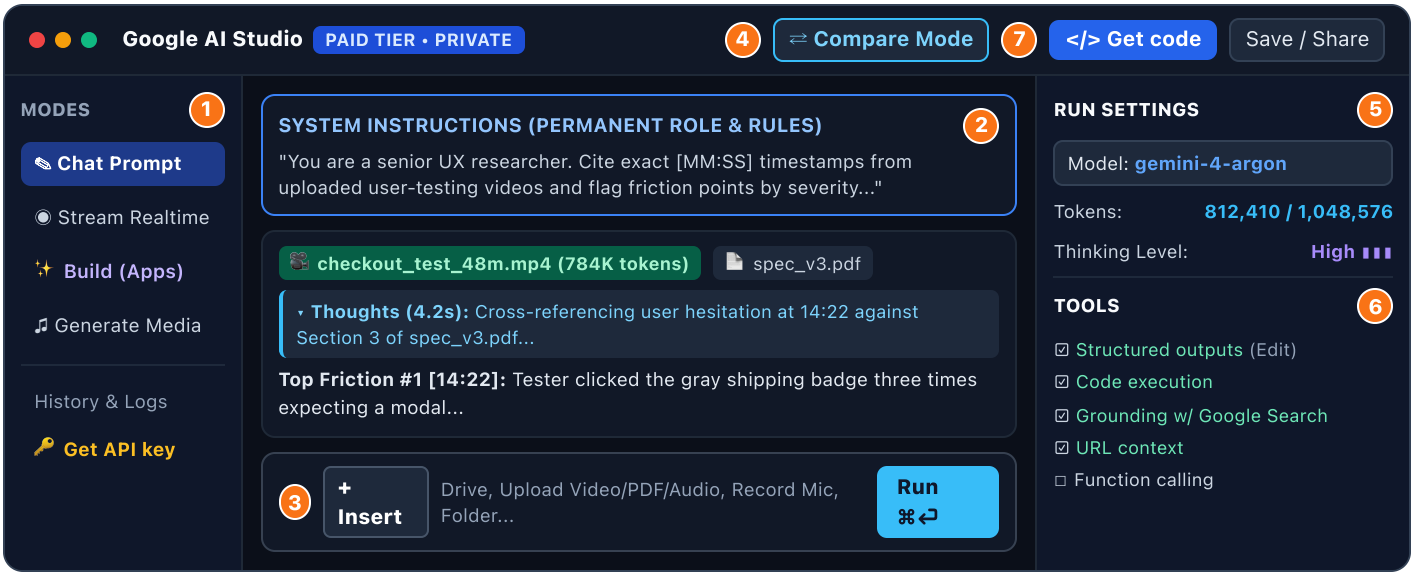

7 Controls Every Power User Should Know by Heart

1 **Left Mode Rail:** Jump instantly between *Chat*, live *Stream Realtime*, full-stack *Build* apps, *Generate Media*, *Logs*, and *API Keys*.

2 **System Instructions Drawer:** Sets persistent persona, tone, and formatting rules that govern the entire session without cluttering your chat turns.

3 **Multimodal `+` Insert Menu:** Pull files straight from Google Drive, upload local videos/PDFs/audio, record voice notes, or drop whole code folders.

4 **Compare Mode Button:** Splits your screen into two side-by-side columns so you can race `gemini-4-hydrogen` against `gemini-4-argon` on the exact same prompt!

5 **Run Settings & Thinking Box:** Swap models mid-conversation, monitor live token fill, and inspect collapsible *Thoughts* to see *how* Gemini reached its answer.

6 **One-Click Tool Toggles:** Give Gemini live Google Search, URL reading, a Python math/chart sandbox, or strict JSON Schema enforcement with simple switches.

7 **Get Code & Save to Drive:** Prompts auto-save to a dedicated `Google AI Studio` folder in your Google Drive, and **Get code** exports working Python, TypeScript, Go, or cURL code in one click.

Fastest Keyboard Habit in AI Studio

Press `Cmd + Enter` (Mac) or `Ctrl + Enter` (Windows/Linux) to fire **Run** without lifting your hands from the keyboard—unlike consumer chat apps, pressing plain `Enter` safely inserts a new line so you never send half-written prompts by accident!

1M+ Token Superpowers: Drop Everything In at Once

Most AI tools chop long documents into tiny fragments and only "see" a handful of paragraphs at a time. Gemini's native **1,048,576-token window** holds an entire hour of video, 1,500 pages of PDFs, or 30,000 lines of code in active memory simultaneously.



VIDEO (~1 HR): Sees visual frames + hears spoken audio together.

PDFS (~1,500 PGS): Reads tables, charts, diagrams & fine print.

AUDIO (~8+ HRS): Distinguishes voices, tone, and exact timestamps.

REPOS (~30K LOC): Maps cross-file bugs & architecture in one shot.

3 Multimodal Power Moves That Save Hours Every Week

1 Visual Video Search

Gemini doesn't just read a transcript—it watches frames! Ask: *"List every slide shown on screen with its exact* `[MM:SS]` *timestamp and transcribe any whiteboard diagrams."* YouTube URLs can be pasted directly too.

2 Cross-Document Diffs

Drop *both* last year's 200-page vendor contract PDF and this year's renewal PDF into one prompt. Ask: *"Build a table of every clause, fee, or SLA threshold that changed, citing exact page numbers."*

3 Media Resolution Dial

Analyzing a 2-hour video? Lower **Media Resolution** in Run Settings to pack 2–3x more footage into 1M tokens. Reading tiny dense architectural blueprints? Set Media Resolution to **High**!

Quick Token Math & Cost-Smart Habits

Uploaded Media Type	Approximate Token Footprint	Smart Workflow Tip
Standard Video (MP4/MOV)	~260–300 tokens per second (~1M tokens ≈ 55–60 mins)	Keep all follow-up questions inside the **same chat thread** so implicit context caching cuts repeat input costs dramatically.
PDFs & Slide Decks	~258 tokens per page image + extracted text	Upload native PDFs via Google Drive or `+` rather than copy-pasting raw text—Gemini reads embedded bar charts and layout cues!
Pure Audio (MP3/WAV)	~32 tokens per second (~115K tokens per hour)	If you only need speech analyzed from a massive webinar, uploading audio-only uses **9x fewer tokens** than full video!

System Instructions, Live Grounding & Python Sandbox

Stop repeating *"be concise, don't make things up, format as a table"* in every message. Moving your rules into **System Instructions** and flipping on AI Studio's built-in tools transforms Gemini from a chatbot into a verifiable analyst.

The 5-Part System Instruction Blueprint (Color-Coded Template)

[ROLE] You are a Principal Financial & Operations Analyst reviewing quarterly executive packets. [CONTEXT] My company sells B2B SaaS; prioritize net retention, CAC payback, and margin shifts. [TASK RULES] Ground every number in uploaded files or URL Context; cite [Doc Name, Page #] inline. [OUTPUT FORMAT] Start with a 3-bullet TL;DR, followed by a Markdown variance table and open risks. [GUARDRAILS] Never guess missing figures—write "Not disclosed in source" if a metric is absent.

Flipping On Gemini's Four Super-Tools (Right Sidebar)

1 Grounding with Google Search

Connects Gemini to live Google Search results so it can verify today's pricing, recent news, library releases, or competitor announcements—complete with clickable source citation chips below every answer.

2 URL Context (Live Page Reader)

Paste up to 20 public URLs directly in your prompt (docs pages, articles, pricing pages) with **URL context** enabled. Gemini fetches and reads the full pages on the fly—no manual copy-pasting!

3 Code Execution (Python Sandbox)

Never let an LLM do mental math on a 10,000-row CSV! With **Code execution** on, Gemini writes and runs real Python (`pandas`, `matplotlib`) inside a secure Google sandbox to calculate exact numbers and plot charts.

4 Function Calling (Custom Tools)

Prototyping an agent? Paste tool schemas (like `check_inventory(sku)` or `create_ticket()`) into the Function Calling modal to test whether Gemini triggers the right parameters before writing backend glue.

Power Habit: Use Compare Mode (⇄) Before Committing to a Model

Click the **Compare** icon in the top bar to open two synchronized panels. Put `gemini-4-argon` on the left and `gemini-4-hydrogen` on the right—or test two different System Instructions on the same model. One prompt fires both panels simultaneously so you can compare speed, token cost, and quality side by side!

Bonus Trick: Edit Any Past Turn in Place

Made a typo three turns ago, or wish Gemini had phrased an earlier answer differently? Hover over *any* user or model message in AI Studio, click the **Pencil icon** to edit it (or branch from that point), and click **Rerun**!

`Stream Realtime` & Instant Apps in `Build` Mode

Two tabs in AI Studio's left sidebar regularly make first-time users gasp out loud: **Stream Realtime** (where Gemini watches your live screen and talks you through anything) and **Build** (where plain English turns into a live deployed web or Android app).



LEFT • STREAM REALTIME: Two-way voice + webcam + live desktop screen sharing.

RIGHT • BUILD MODE: Vibe-code full-stack React or Android apps & publish in 1 click.

A Stream Realtime: Live Screen Tutor

1. Click **Stream Realtime** in the left navigation rail (powered by `gemini-3.8-live`).
2. Choose **Share Screen** (or **Webcam** on mobile/desktop to point your camera at hardware, plants, or sketches).
3. Speak naturally—you can interrupt Gemini mid-sentence anytime!
4. **Killer use cases:** Learning Blender, Figma, Excel pivot tables, or AWS consoles while Gemini watches your cursor and says *"Click the blue dropdown two inches to the right..."*; or rehearsing a live slide deck pitch with real-time coaching.

B Build Mode: Vibe-Code & Deploy

1. Open **Build** (or remix a template from the **App Gallery**) and describe the tool you want—or drop in a UI screenshot!
2. AI Studio generates a complete full-stack web app (React + Node + npm packages, optional Firebase Auth/Firestore & Workspace APIs) or native Kotlin Android app with a live interactive preview.
3. Use **Annotation Mode** to circle any button on the preview and say *"Make this export a CSV."*
4. Click **Publish** (top right) to deploy straight to **Google Cloud Run** with a custom `https://your-app.ai.studio` link!

Starter Tier Perk: Publish Up to 2 Live Cloud Run Apps Without Cloud Setup

Eligible personal accounts can click **Publish** in Build Mode using Google's managed **Cloud Run Starter Tier**—deploying up to two server-side apps (keeping your API keys safely hidden off the browser!) under a custom `*.ai.studio` subdomain before ever needing a full Google Cloud setup.

`Structured Outputs` & Multi-Speaker Media Studio

Whether you want to turn 50 messy PDF invoices into a clean spreadsheet or turn dry research notes into a lifelike two-host audio briefing, AI Studio gives you dedicated visual interfaces for both.

1. Visual JSON Schema Builder: Never Fight Broken Formatting Again

Toggle **Structured outputs** ON in the right Tools panel and click **Edit**. Define your columns visually (`STRING`, `INTEGER`, `BOOLEAN`, `ARRAY`, or strict dropdown `ENUM` values)—Gemini is mathematically constrained at token-generation time to output *only* valid JSON matching your exact fields:

✕ WITHOUT STRUCTURED OUTPUT (FRAGILE CHAT)

```
Sure! Here are the invoice details:
- **Vendor:** Acme Cloud Services
- **Total:** Around $1,420.50 (paid)
Let me know if you need anything else!
```

→

✓ WITH STRUCTURED OUTPUT ON (100% PARSEABLE)

```
{"vendor": "Acme Cloud Services", "amount_usd": 1420.50,
"category": "INFRASTRUCTURE", "paid": true, "due_date":
"2026-11-30"}
```

2. Inside `Generate Media`: Native Podcast Audio, Images & Video

1 2-Host Speech & Voice Design

Using `gemini-3.8-flash-tts`, paste a dialogue script for *Speaker 1* and *Speaker 2*, add natural delivery directions (*"warm, curious, slight laugh"*), or craft bespoke vocal personas via **Voice Design** and download crisp WAV audio.

2 Nano Banana 2.1 & Imagen

Test conversational image editing and multi-image fusion (up to 14 reference images!) directly with `gemini-nano-banana-2.1` or photorealistic renders with Imagen—perfect for prototyping visual pipelines.

3 Veo, Omni Flash & Lyria

Generate 1080p clips, keyframe transitions, and video edits via Veo and `gemini-omni-1.2-flash`, or compose custom instrumental backing tracks with **Lyria 3.5** right from the Media gallery.

Power Combo: Structured Outputs + Built-In Tools Work Together!

You can enable **Grounding with Google Search** (or **URL Context**) *at the same time* as **Structured Outputs**. For example: paste 10 company URLs and force Gemini to output a clean JSON array of `{company, pricing_model, free_trial, enterprise_soc2}` ready to paste straight into Google Sheets or Airtable!

5 Real-World Recipes You Can Run in Under 5 Minutes

You don't need to write a single line of code to save hours with AI Studio. Try any of these five battle-tested recipes using your own files today.

Workflow Recipe	Mode & Model	Settings / Tools ON	Starter Prompt / Action
1. 60-Min Meeting or Lecture Extractor	**Chat Playground** `gemini-4-hydrogen`	Upload MP4 / YouTube link • Thinking: `Medium`	*"Extract every decision made, owner, deadline, and onscreen slide chart with exact* `[MM:SS]` *timestamps."*
2. Live Screen-Share Software Coach	**Stream Realtime** `gemini-3.8-live`	Click **Share Screen** + Mic ON	Open Photoshop, Google Sheets, or DaVinci Resolve and ask out loud: *"Look at my screen—walk me step by step through fixing this formula/layer."*
3. 60-Second Custom Team Micro-App	**Build Mode** Full-Stack Web	Upload sample CSV or rough sketch • Click **Publish**	*"Build an interactive ROI calculator & visual proposal generator for solar installers with dark mode and PDF export."*
4. Receipt / PDF Batch to Clean Table	**Chat Playground** `gemini-4-hydrogen`	**Structured Outputs** ON (define schema)	Drop 15 receipt photos or vendor PDFs at once → copy guaranteed JSON output straight into any JSON-to-CSV/Sheets importer.
5. Custom 2-Speaker Briefing Podcast	**Chat → Media** `gemini-3.8-flash-tts`	Step 1: Write script in Chat • Step 2: Multi-Speaker TTS	Ask Gemini to turn a dense 80-page industry PDF into a lively 3-minute script between two hosts, then synthesize studio WAV audio!

Underrated Gem: Save Reusable "Prompt Apps" in Drive

Once you craft a great System Instruction + JSON Schema (like your monthly expense extractor), click **Save** and name it `Monthly Receipt Parser`. Next month, open it from your saved library, clear the single user turn, drop in new receipts, and click **Run**!

Inspecting Project Logs & Datasets

Open **Logs** in the left sidebar anytime to inspect historic prompt/response traces, token latency, and tool steps across your project—and curate winning runs into evaluation datasets as your workflows mature.

API Keys, `Get Code` & Scaling in Antigravity

When a prompt or prototype inside AI Studio works so well you want to automate it in Python/TypeScript or turn it into a production company product, AI Studio hands you clean starter code in seconds.

Step 1: Mint & Protect Your `GEMINI_API_KEY`

- Click **Get API key** in the bottom-left rail → create a key linked to a Paid Tier project for private zero-training production traffic.
- Store it in your shell or `.env` file as `export GEMINI_API_KEY="your_key_here"`—the official SDKs detect that exact variable name automatically so you **never hardcode keys inside source files or public GitHub repos!**

Step 2: Use Only Current Official SDKs (`google-genai` & `@google/genai` ≥ 3.2.0)

Python • `pip install -U google-genai`

```python
from google import genai

client = genai.Client()  # Uses GEMINI_API_KEY

res = client.interactions.create(
    model="gemini-4-hydrogen",
    system_instruction="Reply in 3 crisp bullets.",
    input="Why 1M context beats RAG chunking.",
    tools=[{"type": "google_search"}],
    generation_config={"thinking_level": "medium"},
)
print(res.output_text)
```

TypeScript • `npm install @google/genai`

```typescript
import { GoogleGenAI } from "@google/genai";

const ai = new GoogleGenAI({}); // GEMINI_API_KEY

const res = await ai.interactions.create({
  model: "gemini-4-hydrogen",
  system_instruction: "Reply in 3 crisp bullets.",
  input: "Why 1M context beats RAG chunking.",
  tools: [{ type: "google_search" }],
  generation_config: { thinking_level: "medium" },
});
console.log(res.output_text);
```

SDK Trap to Avoid: Never Install Legacy `google-generativeai`!

Older tutorials show deprecated `google.generativeai` / `@google/generative-ai` and `gemini-1.5`–`3.8-flash` models. Use `google-genai` / `@google/genai` (≥ 3.2.0, defaulting to Interactions GA `v1`; pass `v1beta` for Managed Agents or Decisions API) with `gemini-4-hydrogen`!

Step 3: Graduating From AI Studio `Build` to Google Antigravity IDE

1 Vibe-Code in AI Studio

Validate the core Gemini prompts, UI flow, and live preview in 10 minutes inside AI Studio's **Build** tab.

2 Sync to GitHub

Open Build **Settings → GitHub** to push your app to a private repository with two-way sync (or export ZIP).

3 Scale in Antigravity

Clone the repo in **Google Antigravity** so autonomous coding agents add auth, Postgres, Playwright tests & CI/CD!

The Complete Google AI Ultra Ecosystem Map

Wondering when to open **Google AI Studio** versus **Antigravity**, **Stitch**, **Gemini Skills** (successor to Opal), **Flow** (which unified Whisk), or **Google Vids**? Here is how the entire suite snaps together like a single modular studio.

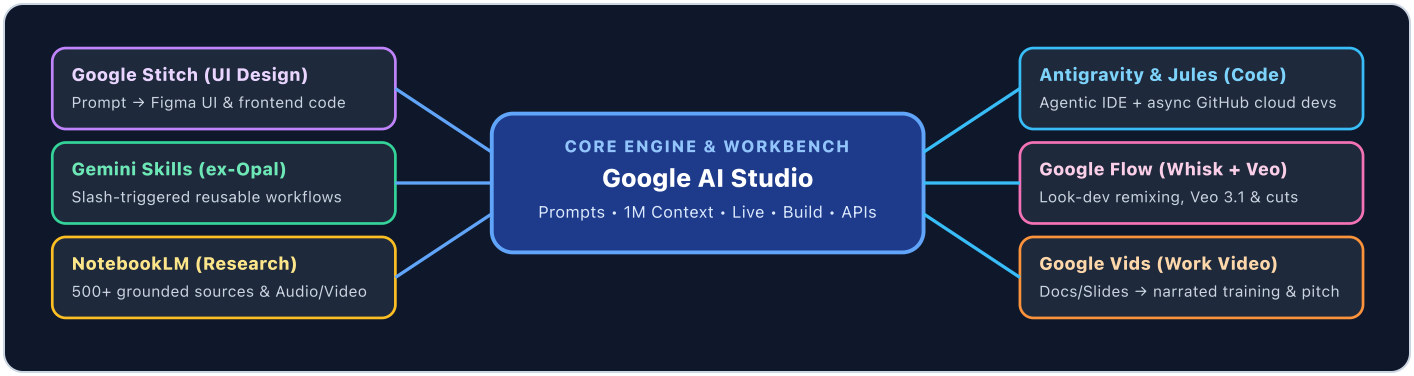

Which Google AI Tool Should You Open for Your Goal?

Tool	Sweet Spot	How It Connects With Google AI Studio
Google AI Studio `aistudio.google.com`	Prompt lab, 1M multimodal analysis, Live screen share & rapid app prototypes	**Your starting hub:** analyze research, test System Instructions & JSON schemas, vibe-code quick web/Android apps, and generate API keys.
Antigravity & Jules Agentic IDE + Async	Full-scale software repositories, testing, multi-file engineering & PRs	Sync your AI Studio `Build` prototype to GitHub, open it in **Antigravity** for deep engineering, and assign background bug/upgrade tasks to **Jules**.
Google Stitch UI/UX Generator	Polished mobile/web interface mockups, design systems & Figma export	Generate pixel-clean UI screens in **Stitch**, then drop those screenshots or HTML exports into AI Studio **Build** (or Antigravity) to wire live Gemini brains!
Gemini Skills (ex-Google Opal)	Reusable `/skill-name` workflows in the Gemini app	Following Opal's Nov 17, 2026 graduation, port saved Drive prompts to **Gemini Skills** for daily tasks—or move multi-step chains into AI Studio **Build**!
Flow (Whisk) → Vids Visual & Video Suite	Look-dev & cinema films (**Flow**, incorporating Whisk) & decks (**Vids**)	Write scripts, shot lists, and custom 2-speaker voiceovers in **AI Studio**, remix looks & shoot Veo scenes in **Flow**, or assemble explainers in **Google Vids**!

Troubleshooting Clinic & Pre-Flight Cheat Sheet

Keep this final reference page handy whenever an API call, long file upload, or Build preview hits a snag—almost every issue has a 10-second fix.

Top 7 Google AI Studio Pitfalls & 10-Second Fixes

Symptom / Error	Root Cause & Instant Fix
`429 RESOURCE_EXHAUSTED` error	Hit Free Tier RPM/RPD quota (enforced per Cloud project, not per key!). Switch to `gemini-4-hydrogen` / `3.5-flash-lite` or link Cloud Billing to unlock Tier 1+ quotas.
Long report or code stops mid-sentence	Reached output token ceiling (thinking + visible output share `Max output tokens`). Raise **Max output tokens** in Run Settings (or type *"Continue from exact last line"*).
Uploaded video says "Processing..." briefly	Normal File API frame/audio indexing for large MP4s. Wait 10–30 seconds until the file chip turns active before clicking **Run**.
Gemini miscalculated totals in a large table	Mental LLM arithmetic instead of code. Toggle **Code execution** ON in the right Tools panel so Gemini runs exact Python math in its sandbox.
JSON parser fails on Markdown code fences	Asked for JSON in text instead of schema enforcement. Toggle **Structured outputs** ON in Tools—it strips all markdown prose automatically.
Gemini cites outdated library/news facts	Static training cutoff. Toggle **Grounding with Google Search** ON—or paste the live docs link with **URL context** enabled!
Build Mode app won't access mic or camera	Browser frame policy requires explicit opt-in. Ask Gemini in Build chat to add `"microphone"` or `"camera"` to `requestFramePermissions` inside `metadata.json`.

Google AI Studio Pre-Flight Checklist: 6 Habits of Power Users

- ☐ **1. Verify Privacy Tier First** (Paid Project = 0% data training).
- ☐ **2. Put Rules in** `System Instructions` so chat stays clean.
- ☐ **3. Match** `Thinking Level` **to Task** (`low` fast → `high` deep).
- ☐ **4. Flip On** `Code Execution` for any math, CSV, or chart task.
- ☐ **5. Use** `Compare Mode` to test Flash vs. Frontier speed/quality.
- ☐ **6. Use** `google-genai` **/** `@google/genai` when exporting code!

Ready to Take the Controls?

Open `https://aistudio.google.com`, try sharing your screen inside **Stream Realtime**, drop a long video into the **Chat Playground**, or vibe-code your first live web app in **Build Mode**!